



POWER

RMS **900_w**

MAX **1800_w**

SPECIFICATIONS

MAD B2-310

Component	Pre-loaded enclosure
Size	3x10" (250mm)
Nominal Impedance	1,33 / 3x4 Ohm
Power RMS	900W
Power MAX	1800W
Volume	65.1 L
Weight	27.8 KG

MAD S2-104

Component	Subwoofer
Size	10" (250mm)
Nominal Impedance	4 Ohm
Power RMS	300W
Power MAX	600W
Freq. response	25-200Hz
Voice Coil	2" (51mm) PCW
Cone	IMPP
Dustcap	3D IMPP
Basket	M Steel
Magnet	H0 Ferrite
Suspension	USG™ Rubber

MAD B2-310

LOADED WITH THREE 10" MAD S2 SUBWOOFERS

MAD 2 enclosures are pre-loaded with the awesome MAD S2 subwoofer to offer you a whole new level of LOUD! With a durable IMPP (Injection Molded Polypropylene) cone, a Unity Surround & Gasket construction (USG™) and a Dual Ventilation System (DVS™) you get a subwoofer beast that will impress your friends and terrify your neighbors.

TRIANGLE X-BRACING

Your LOUD lifestyle shouldn't have to be let down by lousy construction! The MAD 2 enclosures are all equipped with several Triangle X-bracings to give you a more rigid enclosure that can withstand the toughest bass challenges. This strong and durable enclosure resists heavy vibrations and resonances so you can wreak bass havoc!

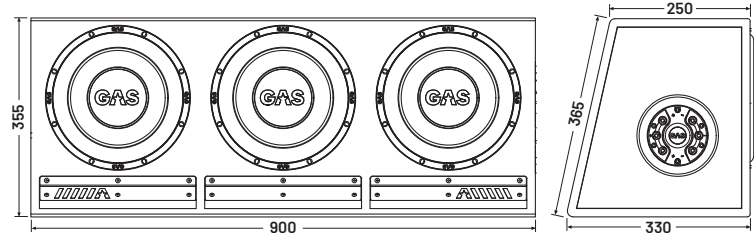
OPTIMIZED SLOTPORT DESIGN

Even if LOUD is one of our core beliefs, it's also important that your sound expectations are met. We've used an optimized high output airflow slot port design in all MAD 2 enclosures to minimize distortion and give you a cleaner, more musical output. This feature makes sure that you can be as LOUD as you want, without sacrificing sound quality.

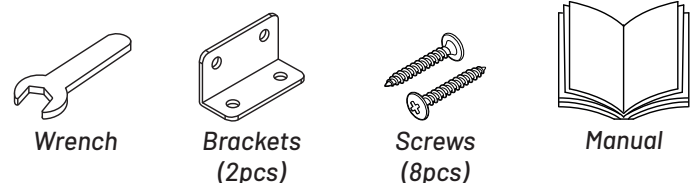
ENGINEERED WITH HIGH STRENGTH TERMINAL CUP

The terminal cup on our MAD 2 enclosures are made with a seamless single molding, 5mm thick round housing and an upraised design to withstand enormous amounts of pressure! We've also upgraded the cup with heavy duty binding posts to help you secure your connections properly (wrench included). This clever design choice makes sure that there'll be no rattling from the terminals - even when you dwell to the deepest bass levels!


DIMENSIONS



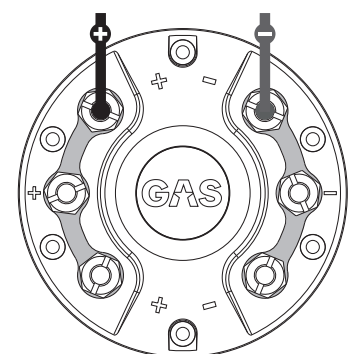
INCLUDED ACCESSORIES



TERMINAL CONNECTIONS



3x4 OHM
- Stereo/direct connection -



1,33 OHM
- Parallel/standard connection with plates -